

TITAN LEAF PRO

EQUIPMENT FEATURES:

- Dual safety interlock system on intake nozzle & belt guard
- Manual jack, fire extinguisher, wheel chocks
- 5 - belt drive system with 30" balanced fan
- DOT compliant lighting, markings, and yellow flashers
- 74 hp diesel-powered, liquid cooled engine
- 12 volt battery with electrical system
- 16" diameter discharge nozzle
- 7,000 lb axle with electric trailer brakes
- 50 gallon fuel tank
- 16" overhead supported clear collection hose with quick disconnect
- 30" Fan-Heavy duty hand clutch
- Clean out door




Awarded Contract

SPECIFICATIONS

Weight, Base Model 5,900 lbs
Fuel Tank, Aluminum 50 U.S. Gallons
Engine 74 hp Tier 4, liquid-cooled diesel-powered engine
Collection Nozzles Right-side
Parking Jack Manual
Battery 12 volt, 1190 amp; 950 CCA
Axle 7,000 lb with electric brakes
Tires ST235/80R16, load range E
Fan 30" diameter
Belts (five) 5VX

OPTIONS

- 1 100 gallon dust control system
- 2 Directional light bar
- 3 Strobe lights
- 4 Driver side pick up
- 5 Wireless camera system
- 6 Trans-fluid coupler in lieu of standard clutch
- 7 Heavy duty rubber hose
- 8 Spare tire-tool rack
- 9 74 Hp John Deere diesel engine



The Titan Leaf Pro is a great option if you have a small team and vehicle already fitted with a leaf cap. Efficient and easy to use, this machine will make quick work of any cleanup job.



Titan LEAF™ SOLUTIONS

AUTHORIZED DEALER:

www.titanleavesolutions.com • (800) 851-9664
info@bonnell.com • 1385 Franklin Grove Rd. Dixon, IL 61021



TITAN LEAF PRO PLUS

EQUIPMENT FEATURES:

- Proportional control with seat. Includes 3 axis underslung hydraulic boom
- DOT compliant lighting, markings, and yellow flashers
- 5 - belt drive system with 30" fan
- 12 volt battery
- 74 hp Tier 4, liquid-cooled diesel-powered engine
- 7,000 lb axle with electric trailer brakes
- 14,000 lb 3" adjustable pintle eye with safety chain
- 50 gallon fuel tank
- Hydraulic jack, fire extinguisher, wheel chocks
- 16" diameter pickup hose with 3 - function hydraulically controlled pickup arm
- Quick disconnect suction hose
- Dual safety interlock system on intake nozzle & belt guard
- Clean out door






The ride-on operator seat of the Titan Leaf Pro + will make a noticeable difference to your efficiency. Not only does it make clean-up quicker, but also protects workers from injury and exhaustion.



Now Offering ECO Mode
Results in Fuel, Noise,
& Dust Reduction
Patent Pending

OPTIONS

- 1 74 hp or 99 hp Tier 4 John Deere®
- 2 Spare tire & tool rack
- 3 Dust control system 100 U.S. gallons
- 4 32" diameter fan (only with a 99hp John Deere)
- 5 Trans-fluid coupler or hydraulic clutch in lieu of standard clutch
- 6 Swivel discharge/all steel
- 7 Driver side pick up
- 8 Heavy duty rubber hose
- 9 Wireless controls
- 10 Directional light bar
- 11 Wireless camera system
- 12 Eco Mode



SPECIFICATIONS	
Weight, Base Model.....	6,200 lbs
Fuel Tank, Aluminum.....	50 U.S. gallons
Hydraulic Tank Only	7 U.S. gallons
Engine.....	74 hp Tier 4, liquid-cooled diesel-powered engine
Collection Nozzle	Right-side
Parking Jack	Hydraulic
Battery	12 volt, 1190 amp; 950 CCA
Axle	7,000 lb. with electric brakes
Tires	ST235/80R16, load range E
Fan	30" diameter
Belts (five).....	5VX



AUTHORIZED DEALER:

www.titanleavesolutions.com • (800) 851-9664
info@bonnell.com • 1385 Franklin Grove Rd. Dixon, IL 61021



TITAN LEAF PRO RCH

EQUIPMENT FEATURES:

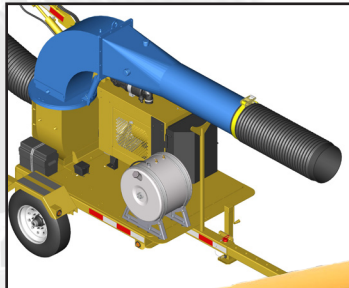
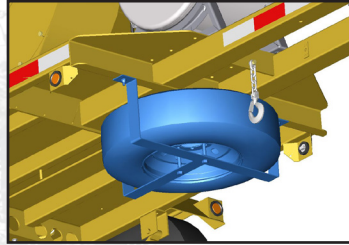

- Safety interlock system on intake nozzle
- 14,000 lb 3" adjustable pintle eye with safety chains
- Manual pickup with rear collection hose
- Heavy duty direct drive fan
- 74 hp Tier 4, liquid-cooled diesel-powered engine
- Manual jack, fire extinguisher, and wheel chocks
- DOT compliant lighting, markings and yellow flashers
- 12 volt battery with electrical system
- 16" rigid discharge nozzle with 4' hose
- Single function double acting electric over hydraulic power unit to power control arm
- 50 gallon aluminum fuel tank with built in gauge
- Heavy duty hand clutch
- Clean out door



Awarded Contract

SPECIFICATIONS

Weight, Base Model 4,800 lbs
Fuel Tank, Aluminum 50 U.S. Gallons
Engine 74 hp Tier 4, liquid-cooled diesel-powered engine
Battery 12 volt, 1190 amp; 950 CCA
Axle 7,000 lb with electric brakes
Tires ST235/80R16, load range E
Fan 27" diameter (standard)



OPTIONS

- 1 99HP JD Engine
- 2 Strobe light
- 3 Elbow Liner
- 4 Trans-fluid coupler in lieu of standard clutch
- 5 Spare tire and wheel
- 6 Tool racks
- 7 Heavy duty rubber hose

The Titan Leaf Pro RCH has a rear collection hose making it perfect for narrow roads and tight spaces with easy left-to-right movement. If you're maintaining land that doesn't afford a lot of room, the RCH is for you.



Titan LEAF™ SOLUTIONS

AUTHORIZED DEALER:

www.titanleavesolutions.com • (800) 851-9664
info@bonnell.com • 1385 Franklin Grove Rd. Dixon, IL 61021

